


INSTALLATION INSTRUCTIONS

KSA01B


WARNING

This product is not intended to be used for safety purposes. By installing this product, you are removing the emergency shutoff switch from your machine, and doing so will make it difficult to shut off the machine in an emergency situation. Although this product replaces your emergency shutoff switch, it is not intended to be used in an emergency. This momentary switch will not shut off the machine unless held down continuously for 5 seconds.

Removal



(13) With a torx screw driver remove the 4 screws from the back of the throttle assembly.




(14) Using small needle nose pliers, remove the pivot pin retaining clip from the bottom of the thumb throttle assembly.



(15) Remove the pivot pin and sleeve from the throttle block. The throttle assembly should now split apart from the handle bar.



(17) With a small torx bit, remove the screw in the white plastic retainer holding all the wires in the throttle assembly.



(18) Once all the wires are exposed, disconnect the plug connector to your kill switch. If you are installing a Munster reverse switch, disconnect the plug connector to the reverse switch as well. (See reverse switch instructions for pictures and further information)

(18.1) If you are re-installing your stock thumb throttle, re-route the kill switch (and/or reverse switch) wires you just disconnected to outside of the throttle assembly. Tuck the remaining wires back where they belong inside the assembly with the plastic retainer and screw. Re-install the throttle assembly back on the bars tightening the four torx screws, with the kill switch (and/or reverse switch) wires out side of the assembly. Re-install throttle lever pivot pin, sleeve and clip.

(18.2) If you are installing a Munster finger throttle, disconnect all remaining plug connectors attached to the throttle assembly, as well as the throttle cable, and remove the assembly from the machine. (See finger throttle instructions for the full installation procedure)



Remove the clamp from the Munster kill switch with an Alan key and install the switch on the handle bar in your desired position.



Plug the kill switch connector into the appropriate matching plug on the machine. You may want to slice the wiring harness casing holding the kill switch wires to relocate them, depending where you mounted the switch. Use zip ties to secure the wiring harness and any loose wiring.

PRODUCT LIABILITY & WARRANTY DISCLAIMER

TERMS OF USE, WARRANTY & LIABILITY WAIVER

Alpine Concepts Ltd. offers its products with the terms, conditions and notices as follows. The following terms and conditions apply to all sales and uses. Please review carefully. These terms and conditions include limited warranties and disclaimers of liabilities. Keeping, using or allowing use of Alpine Concepts Ltd.'s products indicates your agreement to these terms. If you do not wish to agree to these terms, you have 30 days from the date of purchase to return the unused product.

Terms of use

This product is offered to you conditioned upon your acceptance without modification of the terms, conditions, and notices contained herein.

Exclusive Obligation

This product has been designed for a variety of uses, but was neither designed nor manufactured as a product for lethal purposes. This product may not be used for unlawful purposes and that use is expressly prohibited under the terms and conditions of its use.

Use limitation

You may not modify, copy, distribute, transmit, display, perform, reproduce, publish, license, create derivative works from, transfer, or sell, any information, software, products or services obtained, from Alpine Concepts Ltd.'s website or its products.

Limited Replacement Warranty

This product is warranted against any manufactured defect for a period of twelve months from date of purchase.

High Risk Activity

Products sold by Alpine Concepts Ltd. include equipment used in extreme sporting activity such as snowmobiling. Participation in this activity is associated with a high level of risk. Risks include but are not limited to serious physical injury, disability and/or death. You participate in this activity at your own risk.

Assumption of Risk

By buying, using, or allowing the use of Alpine Concepts Ltd.'s products, you understand and agree that extreme sporting activities including snowmobiling are high risk activities and, to the extent permitted by law, YOU EXPRESSLY AND VOLUNTARILY ASSUME THE RISK OF DEATH OR OTHER PERSONAL INJURY SUSTAINED WHILE PARTICIPATING IN SUCH ACTIVITIES WHETHER OR NOT CAUSED BY THE NEGLIGENCE OR OTHER FAULT OF Alpine Concepts Ltd. including but not limited to equipment malfunction from whatever cause, or any other fault of Alpine Concepts Ltd. Additionally, you agree to indemnify, defend, and hold Alpine Concepts Ltd. harmless from any third party claims arising from such High Risk Activities.

Vehicle Modification

Modification of vehicles, such as snowmobiles, through the use or misuse of Alpine Concepts Ltd. products can lead to vehicle malfunction causing serious risk. Risks include but are not limited to vehicle damage, serious physical injury, disability and/or death. You are responsible for any modifications you perform on your or anyone else's vehicle using Alpine Concepts Ltd. products. Alpine Concepts Ltd. is not responsible and will not be held liable for any modifications done to vehicles, such as snowmobiles, through the use or misuse of its product, even if the modifications include but are not limited to, bypassing or eliminating vehicle safety features, installing parts that go against the vehicle manufacturer safety regulation and standards, and/or improper installation and adjustment of Alpine Concepts Ltd. products.

Limitation Of Liability

As set forth above under the limited warranty provisions, Alpine Concepts Ltd. liability is limited to repair or replacement of its products which are returned to it in the specified period of time. In no event shall Alpine Concepts Ltd. liability exceed the value of the product(s) sold. In no event shall Alpine Concepts Ltd. be liable for any direct, indirect, punitive, incidental, special or consequential damages whatsoever arising out of or connected with the use or misuse of any of its products.

Warning

Use and misuse of products sold by Alpine Concepts Ltd. involves serious risks including injury, disability and death. Purchasers assume all risks.

Inspect Before Each Use

This product must be inspected for use to ensure it has not been damaged in shipment. If damaged, do not use and immediately return the product to Alpine Concepts Ltd. for a replacement.

Entire Obligation

The PRODUCT LIABILITY DISCLAIMER document states the entire obligation of Alpine Concepts Ltd. with respect to the products. If any part of this disclaimer is determined to be void, invalid, unenforceable or illegal, including, but not limited to the warranty disclaimers and liability disclaimers and liability limitations set forth above, then the invalid or unenforceable provision will be deemed superseded by a valid, enforceable provision that most closely matches the intent of the original provision and the remainder of the agreement shall remain in full force and effect.

Applicable Law

Your order from Alpine Concepts Ltd., and this disclaimer statement are governed by the laws of the province of British Columbia, Canada. You hereby consent to the exclusive jurisdiction and venue of the Supreme Court of Canada, in all disputes arising out of or relating to the use of this product. Use of this product is unauthorized in any jurisdiction that does not give effect to all provisions of these terms and conditions, including without limitation this paragraph.

Modification of Terms and Conditions

Alpine Concepts Ltd. reserves the right to change the terms, conditions, and notices under which its products are offered.

For any questions regarding the safety, use, installation or warranty of any of our products, please contact us directly at the following contact information:

Alpine Concepts Ltd.

151 – 39002 Discovery Way, Squamish, BC, V8B 0E5, Canada

Phone: 1 (604) 567-4500

Email: info@munstersupport.com